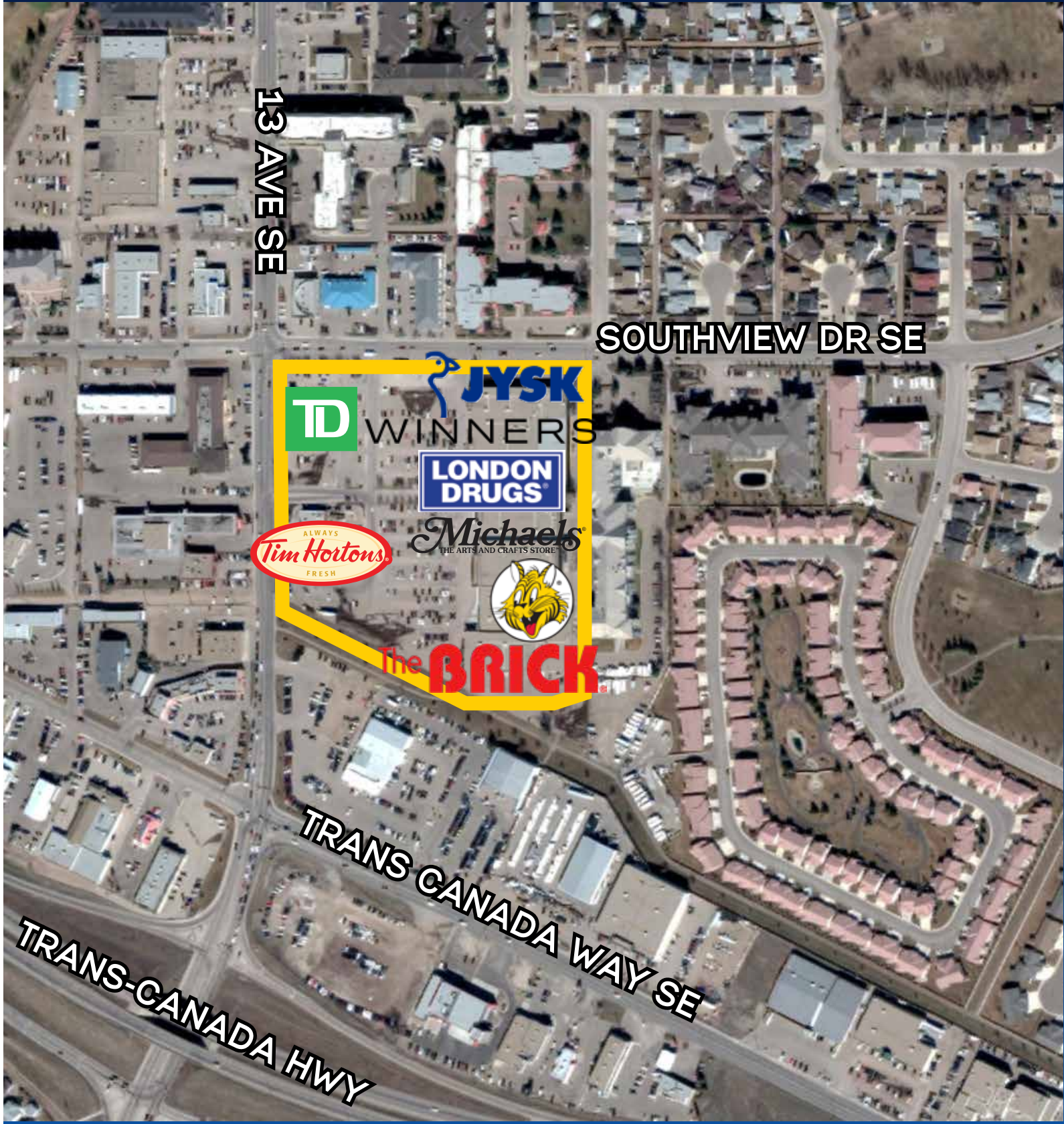
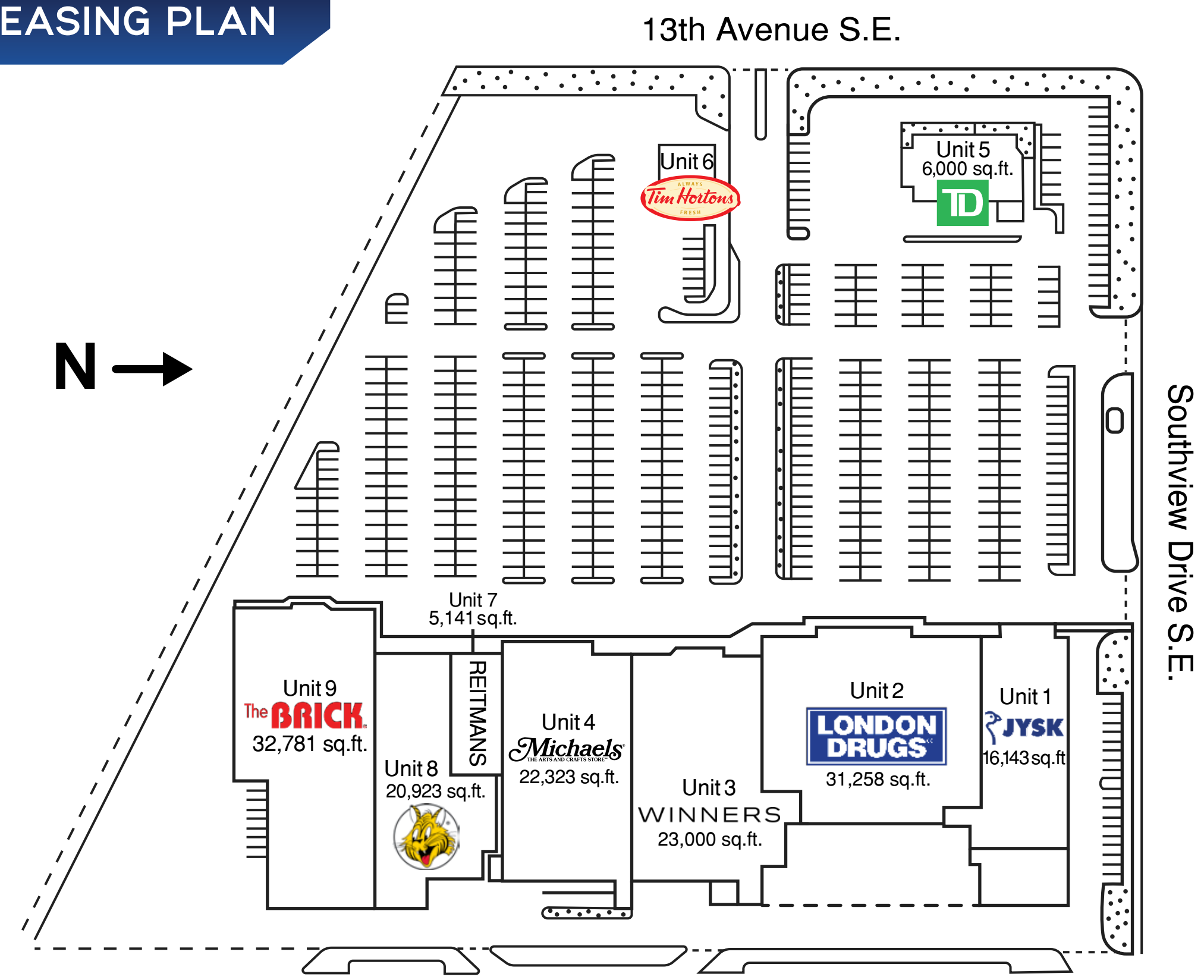


SOUTHVIEW CENTRE

FOR LEASE

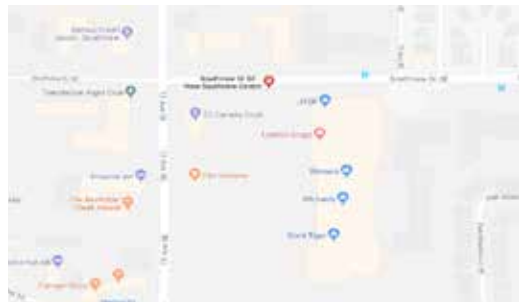


SOUTHVIEW CENTRE - LEASING PLAN



LEASING CONTACT:

Tara Harrison McCOR Realties (Ontario) Inc.; Brokerage Director of Leasing - Special Projects - Sales Representative T: 416-494-3192x208 E: tharrison@mccor.ca	Brittany Heath McCOR Realties (Ontario) Inc.; Brokerage National Retail Leasing Director, Broker of Record T: 416-494-3192x206 E: bheath@mccor.ca
--	---



LOCATION

Medicine Hat, Alberta

INTERSECTION

13 Avenue SE & Southview Dr. SE

ANCHOR TENANTS

Giant Tiger, The Brick, Micheals, JYSK.

DEMOGRAPHIC HIGHLIGHTS		3 KM	5 KM	7 KM
POPULATION	2018 Total Population	38,249	54,188	67,683
	2021 Projected Total Population	39,955	56,565	70,667
	2018 Daytime Population	32,073	57,873	65,632
	2018 Daytime Employees	13,422	31,759	33,408
HOUSEHOLDS	2016 Total Households	15,272	22,157	27,513
	2016 Total Occupied Private Dwellings	15,450	22,544	27,911
	2016 Census Family Households	10,410	14,455	18,205
	2016 Non-Census Family Households	4,540	7,215	8,685
POPULATION BY AGE	2018 Median Age	39.4	40.0	39.9
	0 - 4 years	2,311	3,116	3,923
	5 - 9 years	2,408	3,280	4,068
	10 - 14 years	2,153	3,034	3,847
	15 - 19 years	2,241	3,102	3,918
	20 - 29 years	4,739	6,796	8,514
	30 - 39 years	5,607	7,738	9,704
	40 - 49 years	4,381	6,360	8,002
	50 - 69 years	9,582	14,149	17,705
	70+ years	4,827	6,613	8,002
INCOME	2018 Average Household Income (\$)	\$95,146	\$95,435	\$96,564
	< \$20,000	1,191	2,051	2,375
	\$20,000 - \$39,999	2,710	4,118	4,846
	\$40,000 - \$59,999	2,500	3,600	4,461
	\$60,000 - \$79,999	1,992	2,828	3,564
	\$80,000 - \$99,999	2,064	2,846	3,605
	\$100,000 - \$149,999	3,010	4,085	5,323
	\$150,000 - \$199,999	1,511	2,049	2,673
	\$200,000 and over	718	1,169	1,409

Source: Magnify Maps (PBBi Canada)